

# LED RECESSED SQUARE WAFER SELECTABLE CCT

**G-20217 2"**



**G-20225 3"**



**G-20226 4"**



- SOFT WHITE 2700K
- WARM WHITE 3000K
- NEUTRAL WHITE 3500K
- COOL WHITE 4100K
- SUPER WHITE 5000K

**G-20229 8"**



- WARM WHITE 3000K
- COOL WHITE 4100K
- SUPER WHITE 5000K

**G-20227 5"**



**G-20228 6"**



ITEM	G-20217	G-20225	G-20226	G-20227	G-20228	G-20229
DESCRIPTION	S2/5W/SQ/LED/5CCT	S3/8W/SQ/LED/5CCT	S4/12W/SQ/LED/5CCT	S5/15W/SQ/LED/5CCT	S6/18W/SQ/LED/5CCT	S8/24W/SQ/LED/3CCT
COLOR TEMP	27, 30, 35, 41, 50k	27, 30, 35, 41, 50k	27, 30, 35, 41, 50k	27, 30, 35, 41, 50k	27, 30, 35, 41, 50k	30, 41, 50k
OUTPUT LUMEN	300	500	850	1350	1400	2200
BEAM ANGLE	100	100	100	100	100	100
INPUT VOLTS	120V	120V	120V	120-277V	120V	120V
WATTAGE	5W	8W	12W	15W	18W	24W
EQUIV WATTAGE	40W	50W	75W	100W	150W	225W
CRI	90>	>90	>90	>90	>90	>90
DIMMABLE	Yes	Yes	Yes	Yes	Yes	Yes
CUTOUT	2.08"	2.94	4.25	5.25	6.20	8.25
OD	2.38"	3.15	4.90	5.75	7.20	8.75
HEIGHT	2.00	2.00	2.00	2.00	2.00	2.00
mA	110mA	170mA	270mA	300mA	390mA	580mA
OUTPUT VOLTS	33-38V	38v	38v	38v	38v	38v


## Accessories

### Emergency LED Driver




15W G-48410    30W G-48411  
60W G-95521    25W G-95525

### 120-277V Driver



G-20217 use G-48306 Dim 0-10  
G-20225 use G-48300 Dim 0-10  
G-20226 use G-48301 Dim 0-10  
G-20227 use G-48302 Dim 0-10  
G-20228 use G-48303 Dim 0-10  
G-20229 use G-48327 Dim 0-10

### New Construction Plate



ITEM G-19969  
Use for  
G-20225  
G-20226 (1 Punch Out)  
G-20228 (2 Punch Outs)



ITEM G-19981  
Use for  
G-20217  
G-20227 (3 Punch Outs)

### Extension Cords



For Item#  
G-20217    G-20247 5ft  
G-20225    G-20248 10ft  
G-20226  
G-20227  
G-20228  
For Item#  
G-20229    G-48328 10ft

### Multi Driver Converter



G-20217 use with G-95823 5W  
G-20225 use with G-95823 7W  
G-20226 use with G-95824 12W  
G-20227 use with G-95825 14W  
G-20228 use with G-95825 18W



Dimmable:  
5%

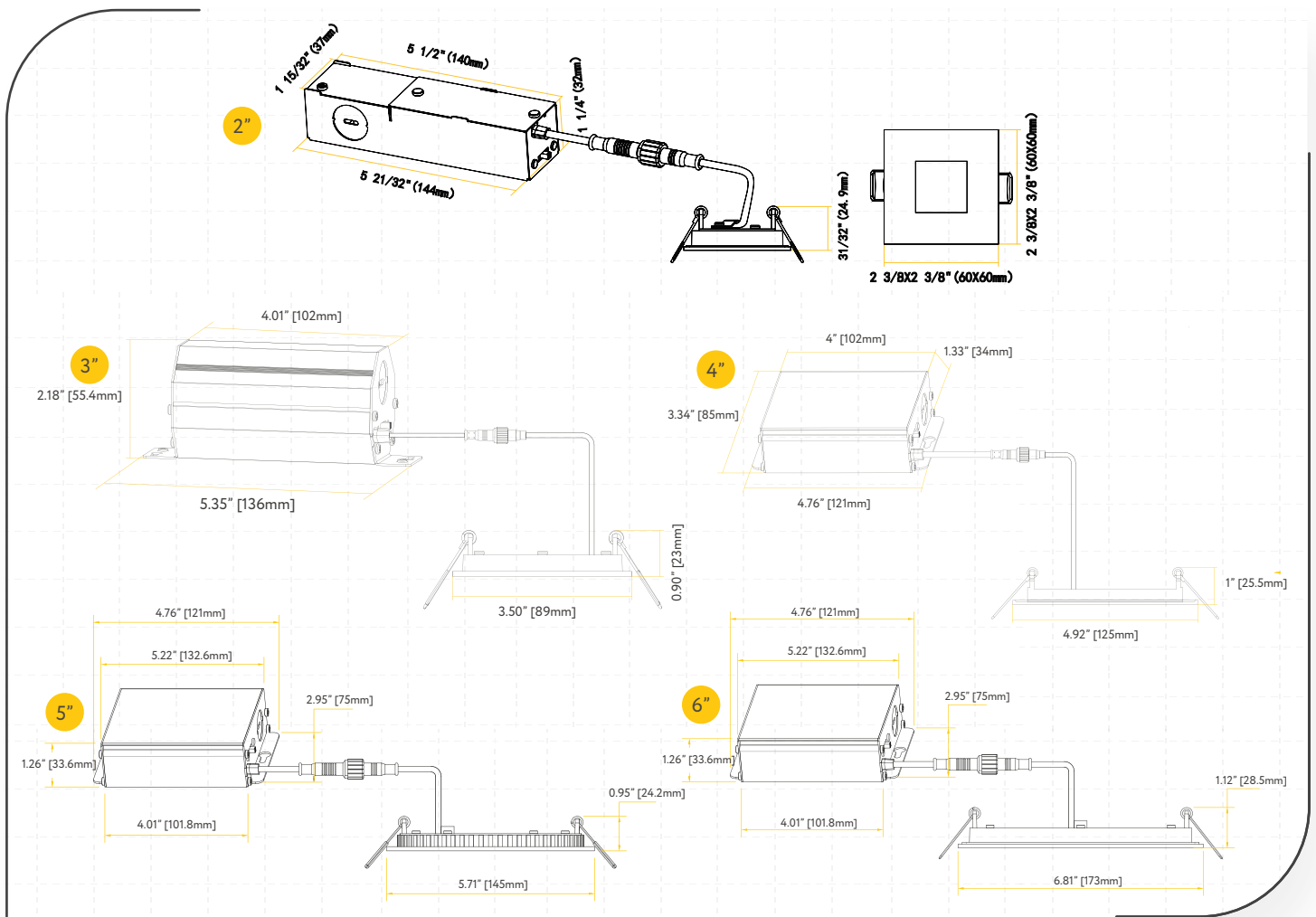


Lifetime:  
50,000 hours



Warranty:  
3 years






## Dimmer List

BRAND	SERIES	MODEL	LOAD	BRAND	SERIES	MODEL	LOAD	
LUTRON	SKYLARK CONTOUR	LECL-153P	150W	LUTRON	TOGGLER	TGCL-153P	150W	
		CTCL-150H	150W		ARIADNI	AYCL-153P	150W	
		LGCL-153PLH	150W		MAESTRO	MACL-153M	600W	
		CTCL-153P	150W		ILLUMATECH	IPL06	150W	
		SCL-153P	150W		LEVITON	SURESLIDE	6672	150W
		S-600P	600W			6674	150W	
	CASETA	PD-6WCL	150W		EATON	SMART DIMMER	AAL06	300W
		PD-5NE	150W		PASS & SEYMOUR	HARMONY	DCL453PTCCCV6	150W
		PD-10NXD	250W		GE	ROCKER	10464	150W
	DIVA	DVCL-153P	150W			TOGGLE	18027	150W

## SQUARE TRIM REPLACEMENT FOR 2,3,4,5 & 6" WAFER SELECTABLE CCT

<p><b>2"</b> <b>G-97925</b> T2/SQ/COVER/B</p>  <p><b>3"</b> <b>G-48385</b> T3/SQ/COVER/BLACK</p> <p><b>4"</b> <b>G-48388</b> T4/SQ/COVER/BLACK</p> <p><b>5"</b> <b>G-48391</b> T5/SQ/COVER/BLACK</p> <p><b>6"</b> <b>G-48394</b> T6/SQ/COVER/BLACK</p>	<p><b>2"</b> <b>G-97926</b> T2/SQ/COVER/BN</p>  <p><b>3"</b> <b>G-48386</b> T3/SQ/COVER/NICKEL</p> <p><b>4"</b> <b>G-48389</b> T4/SQ/COVER/NICKEL</p> <p><b>5"</b> <b>G-48392</b> T5/SQ/COVER/NICKEL</p> <p><b>6"</b> <b>G-48395</b> T6/SQ/COVER/NICKEL</p>	<p><b>2"</b> <b>G-97927</b> T2/SQ/COVER/BZ</p>  <p><b>3"</b> <b>G-48387</b> T3/SQ/COVER/BRONZE</p> <p><b>4"</b> <b>G-48390</b> T4/SQ/COVER/BRONZE</p> <p><b>5"</b> <b>G-48393</b> T5/R/COVER/BRONZE</p> <p><b>6"</b> <b>G-48396</b> T6/SQ/COVER/BRONZE</p>	<p><b>2"</b> <b>G-97928</b> T2/SQ/COVER/BB</p>  <p><b>3"</b> <b>G-48397</b> T3/SQ/COVER/BRASS</p> <p><b>4"</b> <b>G-48398</b> T4/SQ/COVER/BRASS</p> <p><b>5"</b> <b>G-48399</b> T5/SQ/COVER/BRASS</p> <p><b>6"</b> <b>G-48409</b> T6/SQ/COVER/BRASS</p>
--	--	--	--